

# PROYECTO

## LA PIGMENTACIÓN DE LAS PLANTAS

DOCENTE A CARGO:  
MONTAÑA MARÍA JOSÉ  
CURSO: 2 DIVISIÓN "C"



# VISITAMOS LA COLONIA PAPAGALLOS



# EXPERIENCIAS: N° 1

## “ LAS TRES SEMILLAS “



“ DÍA 1 ”



“ DÍA 5 “

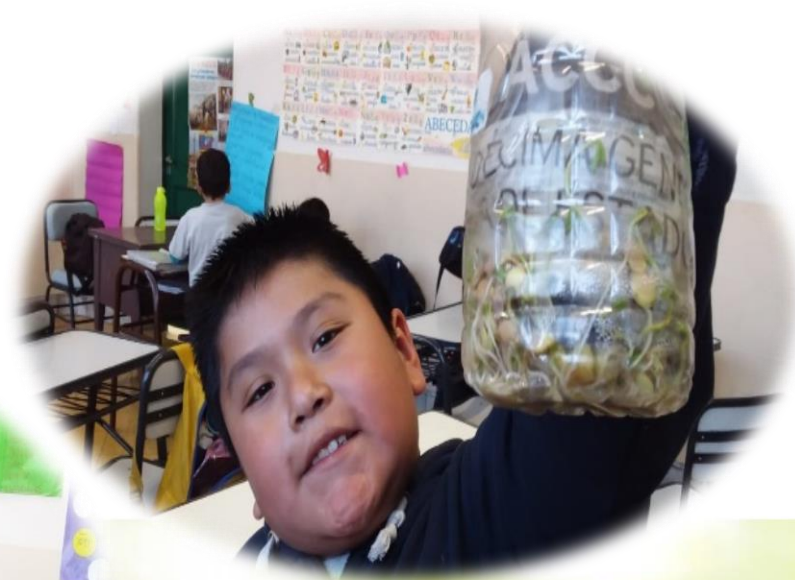



# EXPERIENCIA : N° 2

## REALIZAMOS NUESTRA GERMINACIÓN



**DESPUÉS DE  
5 DÍAS**

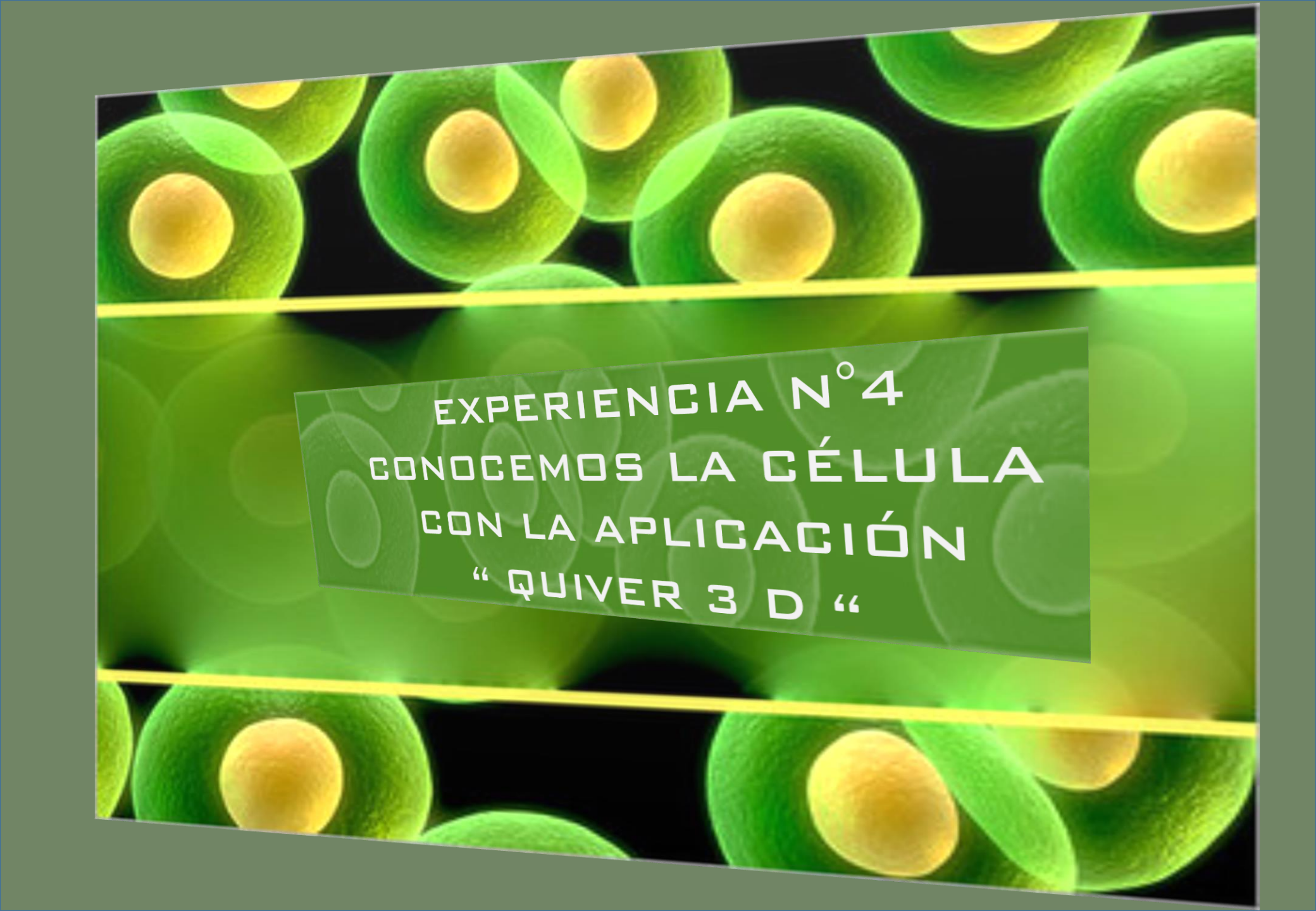




**EXPERIENCIA N° 3**  
**EXTRACCIÓN DE  
PIGMENTOS**





The background of the slide is a microscopic view of numerous green, spherical cells, each containing a prominent yellow nucleus. The cells are arranged in a somewhat regular pattern, with some overlapping. The overall color palette is dominated by vibrant greens and bright yellows against a dark background. Two horizontal yellow lines cross the image, one above and one below the central text box.


**EXPERIENCIA N°4**  
**CONOCEMOS LA CÉLULA**  
**CON LA APLICACIÓN**  
**“ QUIVER 3 D “**



**INVESTIGACIÓN**



**OBSERVAMOS  
CÉLULAS Y BACTERIAS**



# EXPERIENCIA N° 5

## REALIZAMOS PAPEL ECOLÓGICO




# HACEMOS PULPA DE PAPEL



# CUADRITOS RÚSTICOS




**TAPAS DE LA CARPETA  
DE CAMPO**







**REALIZAMOS LOS MOLDES  
PARA HACER PAPEL SEMILLA**



# EXPERIENCIA N° 6

## PAPEL SEMILLA





***¡SOMOS  
GRANDES  
ARTISTAS!***



## PRODUCTO FINAL:

- TAPAS DE LA  
CARPETA DE  
CAMPO.
- CUADRITOS  
RÚSTICOS

